


ValkPro+ with rubber tile carriers and rubber load carriers










ValkPro+ with rubber tile carriers and rubber elevation block

Datasheet Rubber components

Technical specifications

Technische specifications rubber components	
Material	Recycled rubber
Thermal stability long-term	-40°C up to +80°C
Thermal stability short-term	up to +110°C
Fire class	Efl, E (according to EN 13501)
Smoke class	S2
Dimensional tolerances	Width / length / height +/- 2%, thickness +/- 5%
Color	Black (minimal color deviations are possible due to the use of recycled rubber)
Color retention	Colour may fade slightly overtime due to exposure to UV light
Chemical resistance	Resistant to weak acids and alkalis. Conditionally resistant to oils
Density	800 KG/m3
Water permeability	565 mm per hour (according to EN 12616)
Recycling	Products are fully recycleable
Isolation	Rd 0,15 (according to EN 13165) / U 3,13 (according to EN 6946)

Article information

Article number	Sizes mm	Application	
729622	250 x 75 x 90	Rubber tile carrier ValkPro+	
729629	250 x 75 x 90	Rubber tile carrier ValkPro+ for PVC roofs	
729627	290 x 115 x 65	Rubber block gravel roof ValkPro+ h=60 mm <i>* When applying this article, the system should be calculated in 'higher setup'.</i>	
729635	290 x 115 x 35	Elevation block ValkPro+ h=30mm <i>* When applying this article, the system should be calculated in 'higher setup'.</i>	
729630	300 x 150 x 30	Rubber load distributor ValkPro+	
729631	300 x 150 x 30	Rubber load distributor ValkPro+ for PVC roofs	
729650	250 x 250 x 39	ValkBox3	

Application

- The rubber articles in the table above can be applied on bitumen, TPO, FPO and EPDM roofing. For PVC roofing, an extra barrier between the rubber and the PVC is required to prevent the extraction of plasticizers from the PVC. See next page for more information.

CONTACT DETAILS | DEVELOPER AND PRODUCER OF SOLAR MOUNTING SYSTEMS

Van der Valk Solar Systems + International

Westernessse 18 - 2635 BG Den Hoorn, The Netherlands
+31 174 25 49 99
sales@valksolarsystems.com

Valk Solar Systems UK + IE


+44 1304 89 76 58
sales@valksolarsystems.co.uk

Valk Solar Systems Ibérica


+34 910 787 616
ventas@valksolarsystems.es

Valk Solar Systems Nordics

+46 8 55 82 86 26
sales@valksolarsystems.se



ValkPro+ with rubber tile carriers and rubber load carriers



ValkPro+ with rubber tile carriers and rubber elevation block

Datasheet Rubber components

Tile carrier (729629) for PVC roof roofing

Technical specifications

- Tile carrier 729629 is standard equipped with a plastic polypropylene (PP) tray on the underside, which forms a barrier between the rubber and the PVC roof covering. This prevents the risk of possible removal of plasticizers from the PVC.
- Approved by TÜV Rheinland for application on PVC roofing based on migration tests (according to KIWA BRL 1511 parts 1 and 4, section 6.11) and bending tests (according to KIWA BRL 1511 part 4, chapter 6.23, table 1a, row 6.23-14).



Image: Exploded view of article 729629

Protective layer for other rubber components on PVC roof roofing

Technical specifications

- Protective layer / underlay to prevent migration of softeners from PVC roof membrane.
- Synthetic membrane manufactured in TPO modified polyolefin, double colour sand-grey/black, obtained by co-extrusion, reinforced by polyester mesh.
- The sand grey layer offers a high resistance to weather influences and UV-light. The black layer offers a high punch resistance.
- TPO has an expected durability of at least 30 years and has a high chemical resistance.

Specification table

Specifications protective layer		
	Material TPO - FLAGON EP/PR	
Thickness	mm	1,04 - 1,144
Weight	kg/m ²	0,99 - 1,09
Tensile strength	N/5 cm	≥ 1100
Elongation to break	%	≥ 15
Tear resistance	N	≥ 300
Resistance to impact	mm	≥ 450
Cold bending	°C	≤ -40
Hydrostatic pressure resistance	6 hours at 0,5 Mpa	Waterproof
Dimensional stability	%	≤ 0,5
Resistance to artificial weathering	UV	no surface cracking
Resistance to static punching	kg	≥ 20

CONTACT DETAILS | DEVELOPER AND PRODUCER OF SOLAR MOUNTING SYSTEMS

Van der Valk Solar Systems + International

Westernesse 18 - 2635 BG Den Hoorn, The Netherlands
 +31 174 25 49 99
 sales@valksolarsystems.com

Valk Solar Systems UK + IE


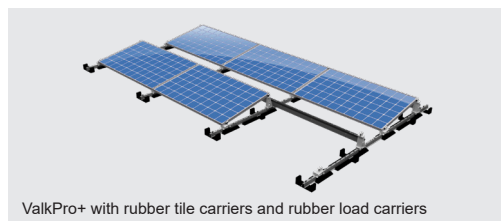
+44 1304 89 76 58
 sales@valksolarsystems.co.uk

Valk Solar Systems Ibérica

+34 910 787 616
 ventas@valksolarsystems.es







Valk Solar Systems Nordics

+46 8 55 82 86 26
 sales@valksolarsystems.se



Datasheet Rubber components

Protective layers

Article number	Dimension mm	Application	
729605	300 x 200	Panel Support back	
729607	310 x 135	Rubber block	
729611	500 x 200	Concrete mass block	
729612	250 x 250	Rubber tile carrier ValkBox3	
729613	250 x 75	Rubber tile carrier	
729616	300 x 150	Rubber load distributor	

CONTACT DETAILS | DEVELOPER AND PRODUCER OF SOLAR MOUNTING SYSTEMS