

ValkCableCare

Catalogue 2025

An aerial photograph of a vast solar farm. The foreground and middle ground are filled with rows of solar panels. A central aisle is defined by two long, parallel bundles of red and black cables, which are neatly organized and run towards the horizon. In the background, several wind turbines are visible against a cloudy sky at dusk or dawn. In the top right corner, there are two circular navigation icons: a left arrow and a right arrow.

To **safely** and **correctly**
guide the many cables
of a **PV-installation**.


About




Importance of cable management



About our ValkCableCare assortment



Applicability of ValkCableCare



Material selection

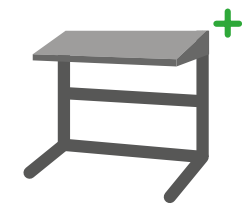
Appendix

Assortment

We aim to be your one-stop-shop for a safe cable management of PV-systems, both on flat and pitched roofs. Browse below and put together your cable management for your next PV-installation.



Cable baskets and mounting material



PV Inverter Shelters and service products



Cable and connector clamps




Micro-inverter and power optimizer clamps



Equipotential bonding and LPS



ValkCableCare service products



Importance of cable management

A well executed cable management is essential for a long life and efficient operation of your PV-installation. Smart cable care solutions can be a valuable asset in many situations, such as:



Fire safety



Inspection proof



Installation time



Costs



Longevity



And more...


Solar cables often go through a degree of thermal fluctuation where cables expand and contract. Having sufficient cable length is essential for avoiding stress on cables and connectors but also protecting them against abrasive edges and roof surfaces is very important.

The addition of cable care solutions also requires attention for equipotential bonding of metal parts in the system. IEC60364 prescribes that all conductive metal parts in a PV mounting system must be bonded. This prevents potential differences between metal parts, causing electrical shock when these parts are touched simultaneously or possible leakage of current.

For both residential and commercial PV-systems, attention for save and proper cable management is critical. Improper execution can cause a reduced lifespan of cables, followed by potential fire hazards or lower yield.



About



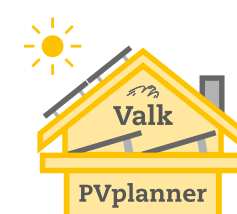
About our ValkCableCare assortment

ValkCableCare is the one-stop shop for the entire management of cabling for all PV-installations at an attractive price level.

Van der Valk Solar Systems values a safe and secure cable management for all solar applications. We aim to provide smart solutions that care for and protect your cables during and after installation. Our cable management products are quick to integrate and even find application in non-solar applications.

ValkPVplanner

Our ValkPVplanner and ValkPVplannerPro make planning and designing of PV-installations quick and easy. We also value this for our ValkCableCare assortment and that's why our cable management products are also available in our online calculation software.



Various articles for flat and pitched roof can be added as service articles after designing a project. A handful of products can be automatically calculated and added to a project while the rest can be added based on specific project needs.

ValkCableCare planner (coming soon)

In addition to our online planning tools for PV-systems, we have developed a dedicated, stand-alone planner tailored specifically for our cable management solutions. The ValkCableCare Planner offers users a fast, intuitive, and reliable method for planning cable management layouts, ensuring seamless integration with our PV-mounting systems.

With just a few guided selections, users can achieve secure and efficient planning outcomes, with optimizations for our PV systems. All configurations can be effortlessly exported into a complete bill of materials—ready for ordering through your preferred distributor.

Experience the convenience and precision of the ValkCableCare Planner today.

Contact

For further questions regarding our ValkCableCare products, applicability, project specific inquiries or questions about our other systems you can contact us for expert advice.

Need all contact information?

[Visit our website](#)

Applicability of ValkCableCare

Our ValkCableCare products are designed and developed with smart and seamless integration with our mounting systems in mind.


[Flat roofs](#)

[Pitched roofs](#)

[ValkKits](#)

[PV Inverter Shelter](#)

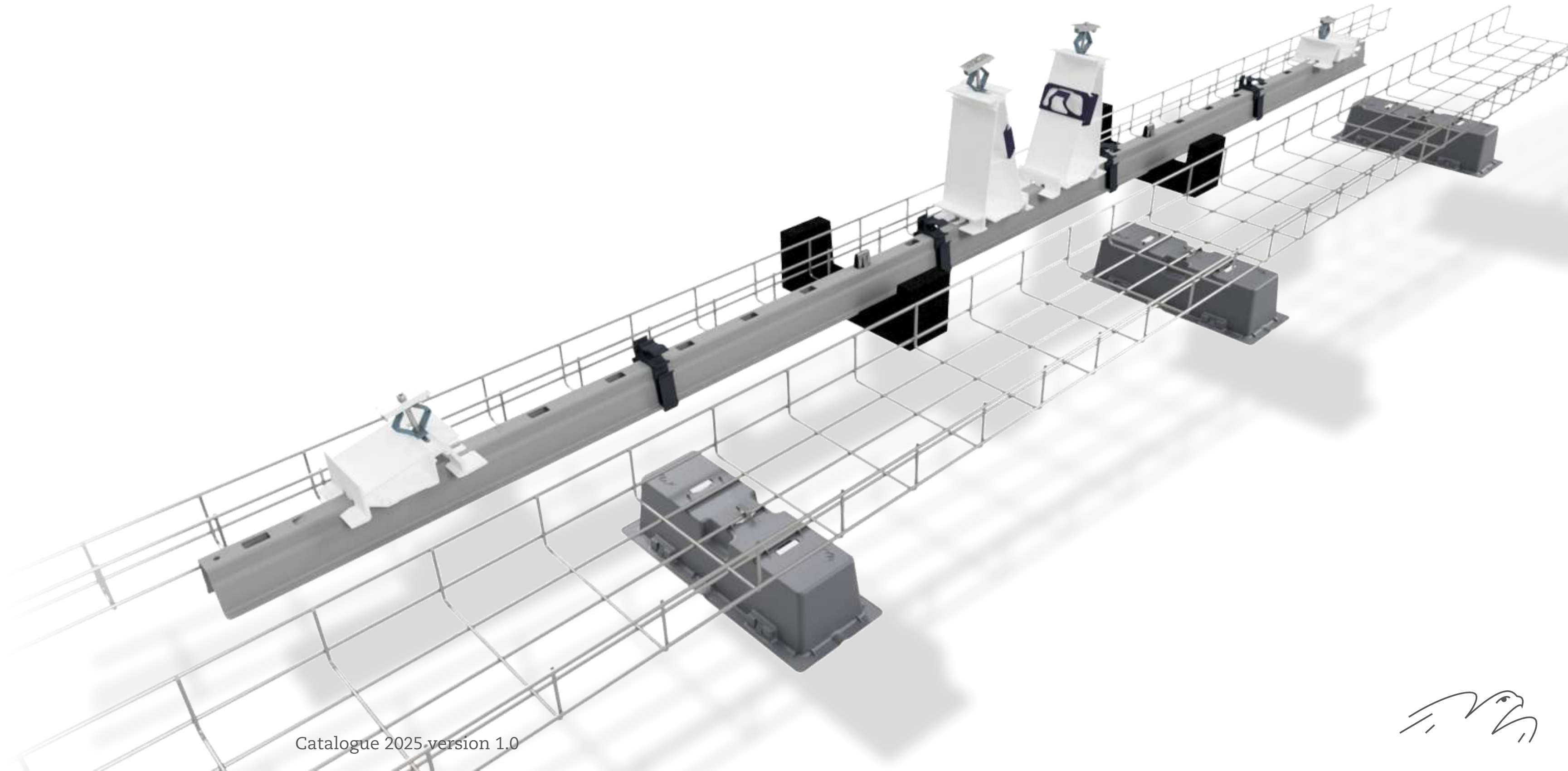





Applicability of ValkCableCare

Flat roofs

Art.number	Description	ValkPro+	ValkPro+ Max (P)	ValkPro+ Max (L)
TBS	Cable baskets H=60	●	●	●
TBS	Cable baskets H=35	●	●	●
760215	Support block	●	●	●
732011	Cable clamp for back feet	●	●	
732025	Cable & connector clamp for back base			●
732012	Multi-cable and connector clip	●	●	●
732013	Multi-cable and connector clip	●	●	●
732014	Cable protector on side plate		●	
732020	Dilitation wire	●	●	
732022	Cable retainer ValkPro+	●	●	●
732001	Small cable clamp	●	●	●
738201	Connector clamp	●	●	●
774221	"Roof carrier mounting set for micro inverters"	●	●	●
774222	"Backplate mounting set for micro inverters"	●	●	
774228	"Profile for heavy duty micro inverters"	●	●	●

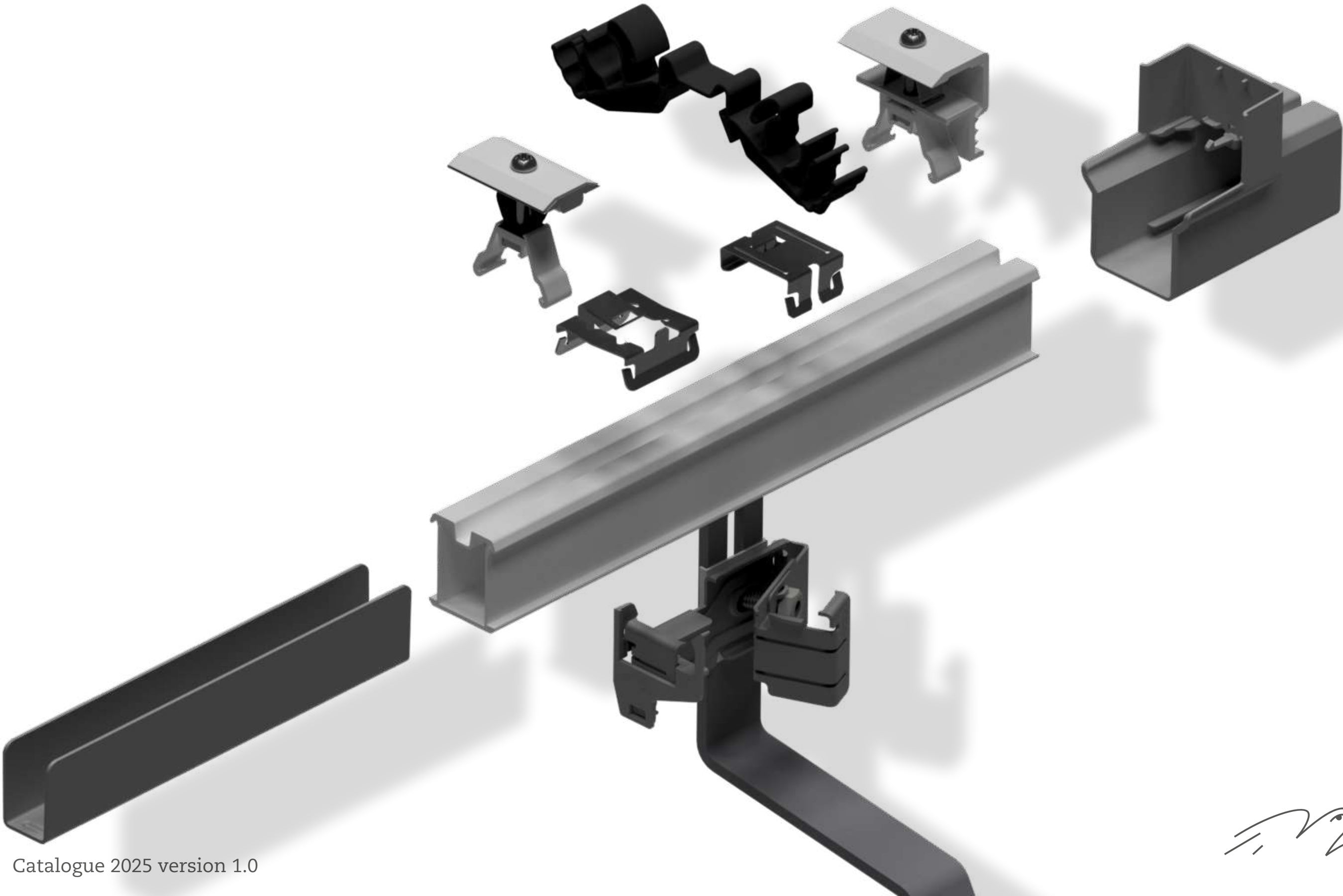





Applicability of ValkCableCare

Pitched roofs

Art. number	Description	Tiled roof	Trapezoidal roof	Corrugated sheets	Standing seam	"Bitumen/EPDM/PVC"
TBS	Cable baskets H=60		•	•	•	
TBS	Cable baskets H=35		•	•	•	
760206	Mouning bracket		•			
760207	Mounting clamp (Side++ & Trap)		•	•	•	
739059	Trapezoidal end cap		•			
739063	Cable protector for tiled roof entry	•				
739061	Cable and connector mounting clip (ValkAce)	•				•
732005	Large cable clamp (Side++)			•	•	
732003	Large cable clamp (Insert)	•	•	•		•
732001	Small cable clamp	•	•	•	•	•
738201	Small connector clamp	•	•	•	•	•
739062	Micro inverter clip (ValkAce)	•				•
721440	ValkAce - Micro/Optimizer clamp Heavy	•				•
739064	ValkAce - Earthing clamp	•				•
774223	Micro inverter clamp (Side++ / Trapezoidal)		•	•	•	
774224	Micro inverter clamp (Insert)	•	•	•		•






Applicability of ValkCableCare

ValkKits

Art. number	Description	ValkDouble	ValkTriple	ValkQuattro
TBS	Cable baskets H=60	•	•	•
TBS	Cable baskets H=35	•	•	•
760215	Support block	•	•	•
732012	Multi-cable and connector clip	•	•	•
732013	Multi-cable and connector clip (Max P)	•	•	•
732001	Small cable clamp	•	•	•
738201	Small connector clamp	•	•	•
774221	Roof carrier mounting set for micro inverters	•	•	•
721581	Panel clamp for micro inverters	•	•	•





Applicability of ValkCableCare

PV Inverter Shelter

Art. number	Description	Wall	Single	Double	Mini
760609	Roof protection Single		•		
760610	Roof protection Double			•	•
760611	Counterweight support			•	
760616	Counterweight support Mini				•
760612	Pitched roof adjustment piece			•	•
760613	Mounting set for cable baskets	•	•	•	•
760614	Connecting plates	•	•	•	•
760631	Additional profile Single/Wall	•	•		•
760632	Additional profile Double			•	
760615	Earthing rail	•	•	•	•

Art. number	Description	Wall	Single	Double	Mini
760619	Base PV Inverter Shelter Single		•		
760620	Base PV Inverter Shelter Double			•	
760621	Base PV Inverter Shelter Mini				•
760623	H-frame PV Inverter Shelter Single		•		
760624	H-frame PV Inverter Shelter Double			•	
760625	H-frame PV Inverter Shelter Wall	•			
760622	H-frame PV Inverter Shelter Mini				•
760626	Roof PV Inverter Shelter	•	•	•	
760634	Roof PV Inverter Shelter Mini				•
760627	Mounting material PV Inverter Shelter Single inc. Feet		•		
760628	Mounting material PV Inverter Shelter Double inc. Feet			•	
760629	Mounting material PV Inverter Shelter Wall	•			
760635	Mounting material PV Inverter Shelter Mini inc. Feet				•





Material selection

Our ValkCableCare products use a variety of materials to ensure long-lasting performance, including:

- Aluminium
- Zinc-aluminium coated steel
- Zinc-magnesium coated steel
- Hot-dip galvanized steel
- Stainless steel
- Spring steel
- Polypropylene

Our lightweight, strong, and durable aluminium products are ideal for cable basket accessories and micro-inverter clamps. Sawn from large aluminium profiles, they offer excellent corrosion resistance.

Our cable baskets and accessories are made from coated metals: zinc-aluminium for baskets and zinc-magnesium for accessories like covers, clip-on coupling plates, dividers, and PV shelter frames and roofs. Tested (ISO9227) and proven more corrosion-resistant than hot dip galvanized coatings (ISO1461).

Hot dip galvanized steel products offer excellent corrosion resistance for outdoor applications. Some accessories, such as coupling clamps, coupling plates and mounting brackets, are made from this material. Unlike zinc aluminium and magnesium, post-treatment (e.g., galva-spray) is required after working the metal to maintain corrosion resistance.


Stainless steel and spring steel finds its use in most smaller clamping products like our solar panel and profile clamps, divider clamps and cover clamps. These material are excellent for outdoor use and bears great clamping strength.

Polypropylene is a durable plastic used in many outdoor applications where temperature fluctuations are common. It bears great impact resistance and is incredibly lightweight.

[Back to menu](#)



Assortment

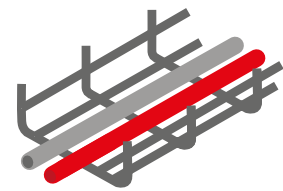


Cable baskets

Our cable baskets are a great solution for safely guiding cables of a PV-installation. We offer a variety of cable baskets with different widths in heights of 60mm and 35mm. We also supply various accessories to further meet the needs of a project.

Fill rate

The temperature of the cable increases as the number of cables in a bundle grows. Therefore, it's important to respect the filling ratio of a cable basket to comply with the NEN1010 standard. Staying within these limits ensures safe and reliable electrical installations.

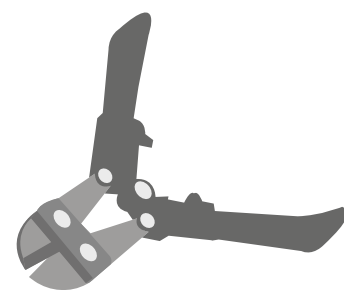


For more information and instructions on filling ratios, see the elaboration in the appendix.

Appendix

Cutting cable baskets

Besides being lightweight and strong, our cable baskets are also very workable.



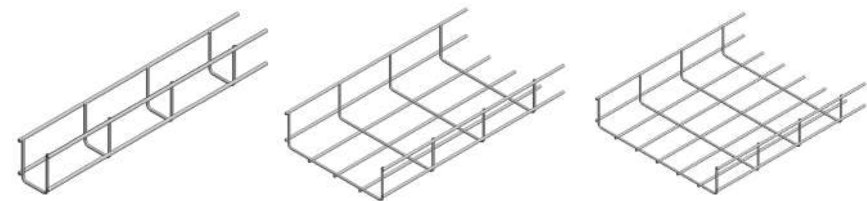
These cable baskets can be easily customized using simple cutting operations. Always use a pincer with an offset cut to minimize the risk of cable damage by cutting close to wire crossings.

Thanks to the zinc-aluminium coating, no post-treatment is needed, saving both labor and time.

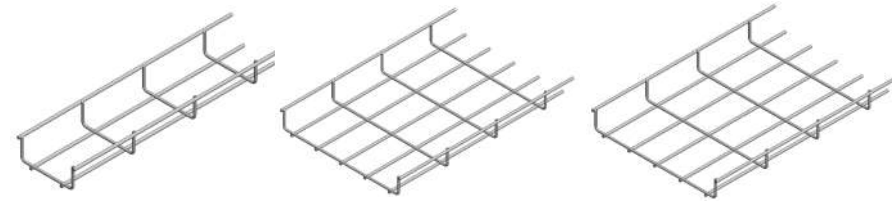
Creating corners, cross sections, T-sections and more can be effectively done using minimal steps. For full instructions or information, use the diagrams found in de appendix.

Appendix

Cable basket heights



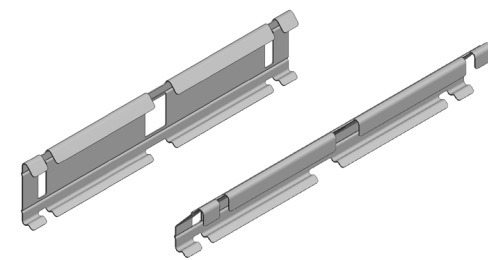
Height 60mm




Height 35mm

Cable basket accessoires

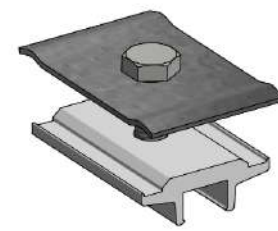
In addition to our selection of cable baskets, we can also provide a variety of different accessories for our cable baskets.



Coupling of cable baskets
For easy and safe linking of cable baskets.




Cable basket covers
Protect solar cables from external elements.



Mounting material
For a stable and safe installation of cable baskets on flat and pitched roofs.



Assortment



Cable baskets (60mm)

Cable baskets with a height of 60mm cover a wide range of cable baskets widths. These can be seamlessly integrated with our flat roof systems.

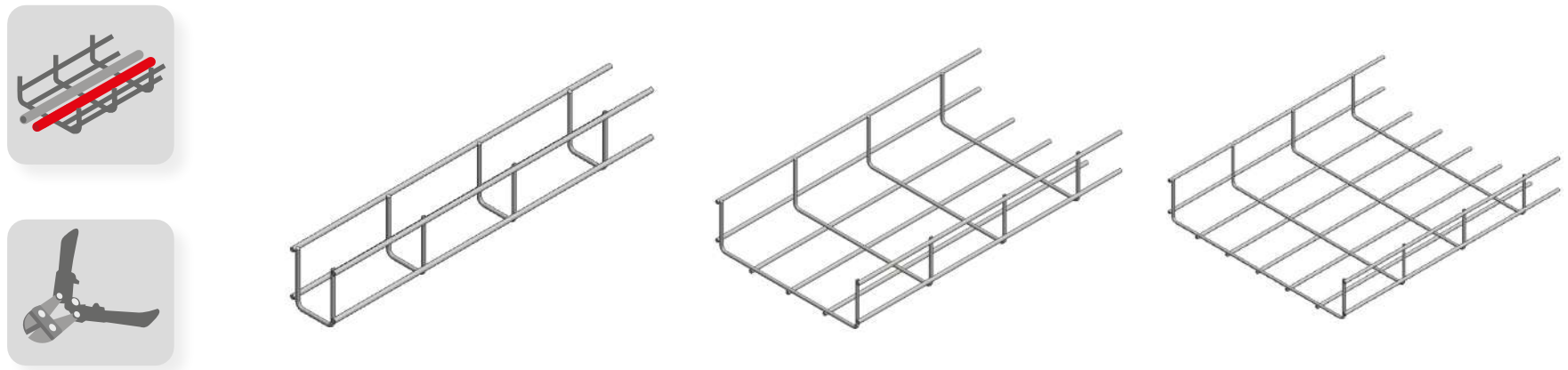
Art. number	(GTIN)	Material	↑ mm	↔ mm	↔ mm	Kg/m	Ø	Box
76010050603000	08719632523734	Zinc-aluminium	60	50	3000	0.63	3,5/ 4,5	10
76010100603000	08719632523741	Zinc-aluminium	60	100	3000	0.83	3,5/ 4,5	10
76010150603000	08719632523769	Zinc-aluminium	60	150	3000	0.97	3,5/ 4,5	10
76010200603000	08719632523802	Zinc-aluminium	60	200	3000	1.11	3,5/ 4,5	10
76010300603000	08719632523819	Zinc-aluminium	60	300	3000	1.49	3,5/ 4,5	10
76010400603000	08719632527848	Zinc-aluminium	60	400	3000	2.37	4,5/ 5,5	30
76010500603000	08719632527695	Zinc-aluminium	60	500	3000	2.47	4,5/ 5,5	30

- Wide range of widths and accessories for every project.
- Excellent workability; no post-treatment needed after cutting.
- Complies with IEC 61537 standards; corrosion resistance equal to or better than hot-dip galvanization.

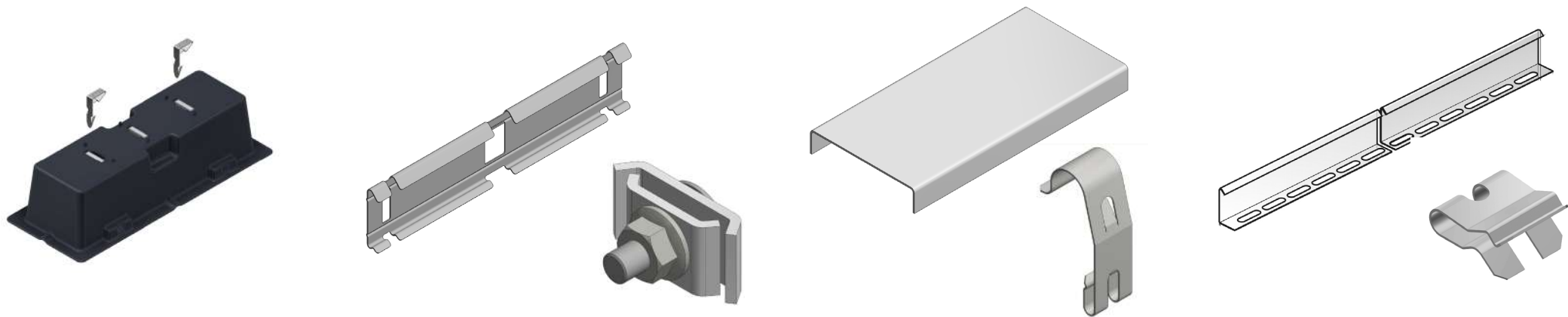
Electrical bonding

To ensure a safe PV-installation, cable baskets must be correctly equalised with the substructure of the PV-systems to avoid potential differences.


The cable baskets and couplings, including both clip-on and screw couplings, have been tested and meet the electrical conductivity requirements of IEC 61537, paragraph 11.1.2. This ensures that the resistance in the cable baskets and couplings is low enough to allow equalisation over distances up to 300m.



Compatible with:



Assortment



Cable baskets (35mm)

We offer lower cable baskets with a height of 35mm. These cable baskets are perfect for pitched roof systems such as our ValkPitched where space under the system is more scarce.

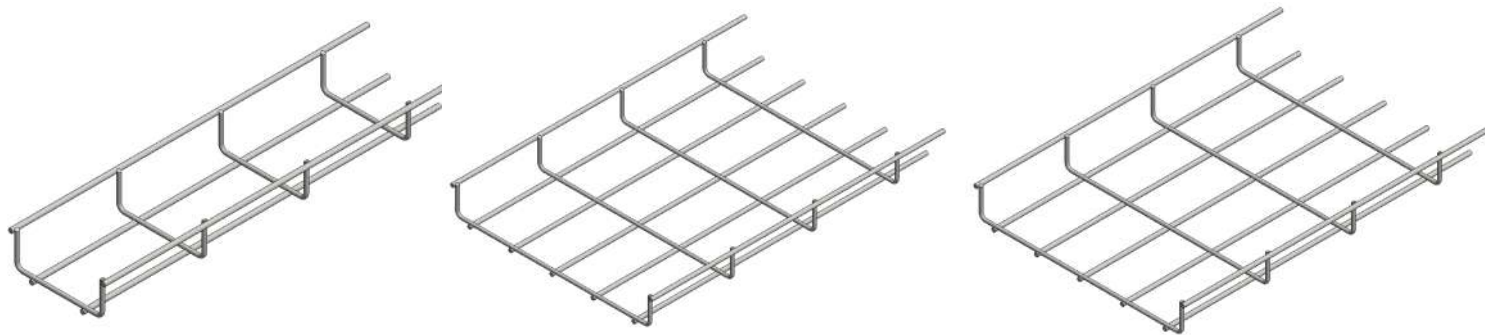
Art. number	(GTIN)	Material	↑ mm	↔ mm	↔ mm	Kg/m	Ø	Box
76010100353000	08719632523826	Zinc-aluminium	35	100	3000	0.57	3,5/ 4,5	10
76010150353000	08719632523833	Zinc-aluminium	35	150	3000	0.93	3,5/ 4,5	10
76010200353000	08719632523840	Zinc-aluminium	35	200	3000	0.97	3,5/ 4,5	10
76010250353000	08719632523857	Zinc-aluminium	35	250	3000	1.11	3,5/ 4,5	10
76010350353000	08719632523864	Zinc-aluminium	35	350	3000	1.49	3,5/ 4,5	10

- Lower profile is ideal for pitched roof installations
- Wide range of widths and accessories for every project.
- Excellent workability; no post-treatment needed after cutting.
- Complies with IEC 61537 standards; corrosion resistance equal to or better than hot-dip galvanization.

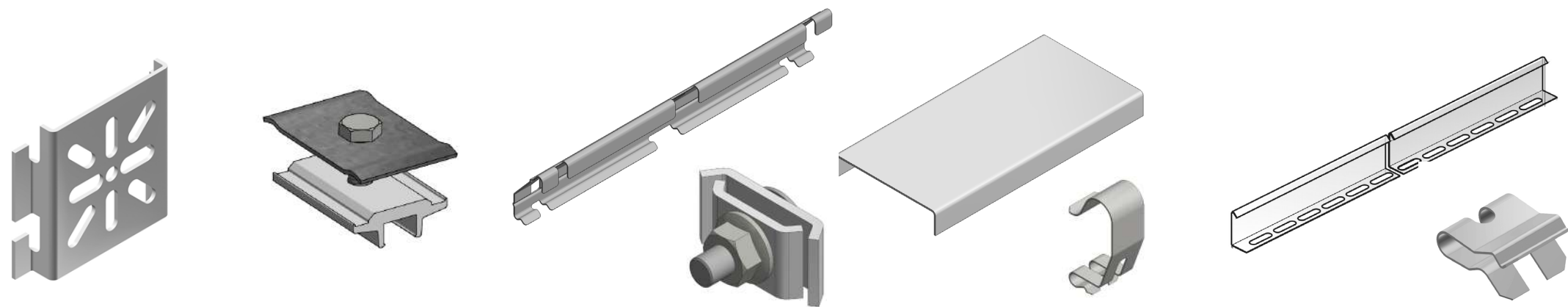
Electrical bonding


To ensure a safe PV-installation, cable baskets must be correctly equalised with the substructure of the PV-systems to avoid potential differences.

The cable baskets and couplings, including both clip-on and screw couplings, have been tested and meet the electrical conductivity requirements of IEC 61537, paragraph 11.1.2. This ensures that the resistance in the cable baskets and couplings is low enough to allow equalisation over distances up to 300 meters.

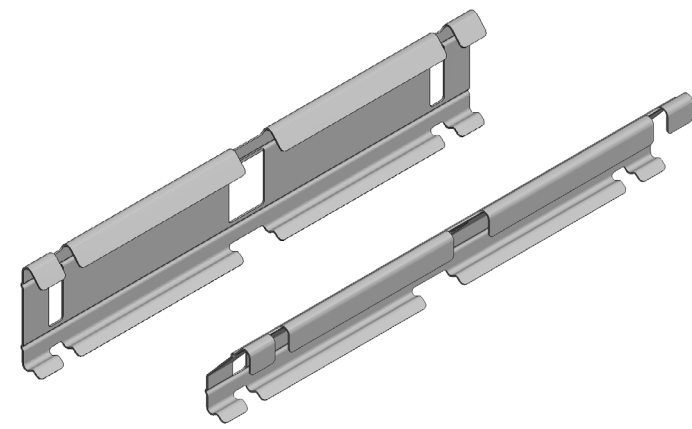


Compatible with:






Cable basket accessories



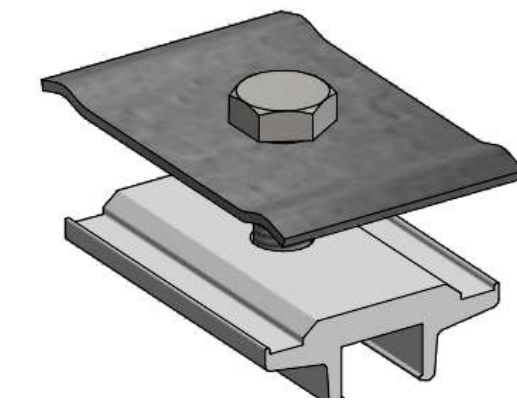
Coupling of cable baskets

For easy and safe linking of cable baskets.



Cable basket covers

Protect solar cables from external elements.




Mounting material

For a stable and safe installation of cable baskets on flat and pitched roofs.



Assortment



Cable basket accessories

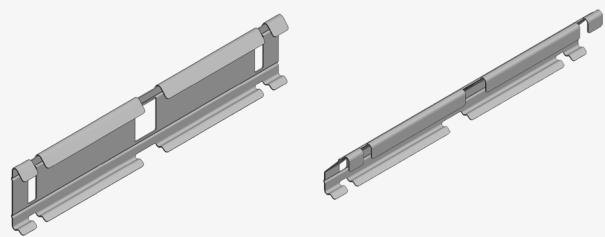
Coupling of cable baskets

Cable baskets come in lengths of 3000mm but can be coupled to quickly scale up into the required metres. We offer a number of products for easy and safe linking of cable baskets.

Clip-on coupling plates

- Quick tool-free coupling of cable baskets.
- H=60mm clip-on plate for fastening short corners.
- Two clip-on coupling plates per connection.

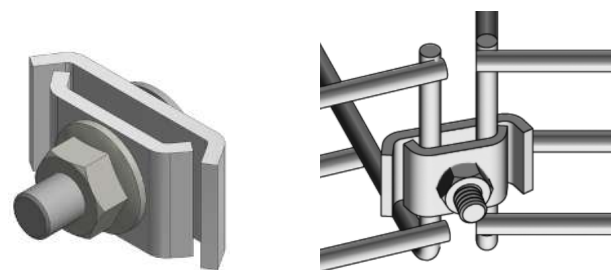
Art. number	(GTIN)	Material	Description	<div>↑ mm ↓</div>	<div>↔ mm</div>	<div>↔ mm</div>	Kg/pc	Box
760202	08719632523765	Zinc-Magnesium	Clip-on coupling plate H=60	11	51	248	0.110	30
760203	08719632523925	Zinc-Magnesium	Clip-on Coupling plate H=35	45	25	248	0.100	30



Coupling clamps

- Flexible connection of cable baskets.
- Connects cable baskets in straight, curved, rising, and falling sections.
- M6 bolt and nut connection.

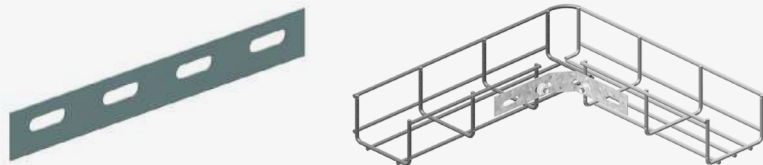
Art. number	(GTIN)	Material	Description	<div>↑ mm ↓</div>	<div>↔ mm</div>	<div>↔ mm</div>	Kg/pc	Box
760201	08719632523765	Hot-Dip	Coupling clamp	23	15	31	0.022	100



Coupling plate

- Multifunctional coupling plate for coupling cornered, rising and falling sections.
- Fastened with our coupling clamps (760201).

Art. number	(GTIN)	Material	Description	<div>↑ mm ↓</div>	<div>↔ mm</div>	<div>↔ mm</div>	Kg/pc	Box
760210	08719632527961	Hot-Dip	Galv. coupling plate cable basket	25	50	200	0.04	10



Assortment

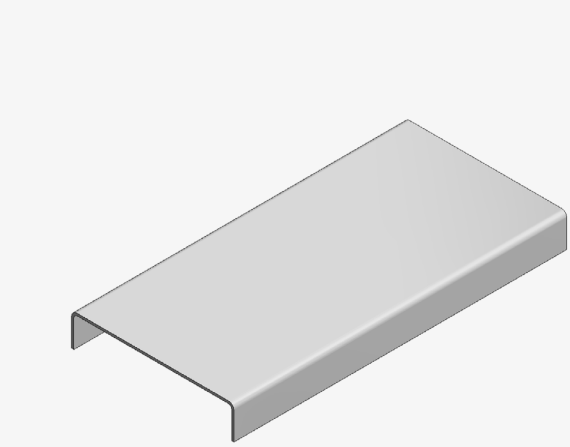


Cable basket accessories

Cable basket covers

- Protect solar cables from external elements.
- Corrosion resistance equal to or better than hot-dip galvanization.
- Self healing properties after cutting.

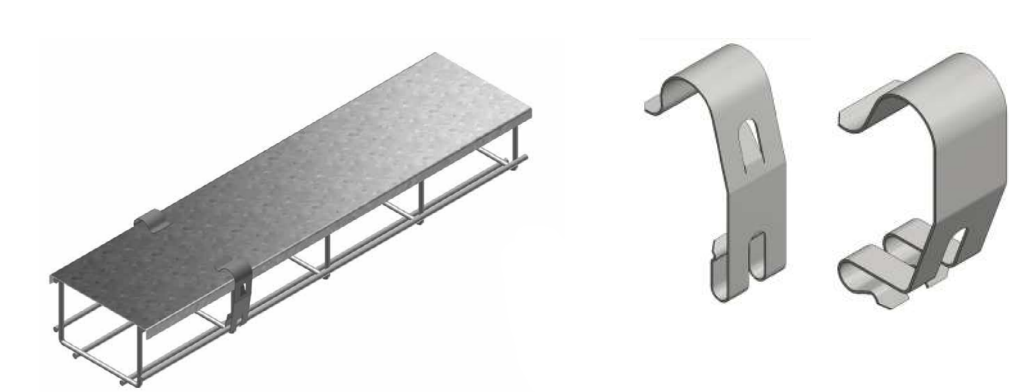
Art. number	(GTIN)	Material	↑ mm	↔ mm	↔ mm	mm	Kg/m	Box
760300503000	08719632523734	Zinc-Magnesium	10	50	3000	0,6	0.38	10
760301002000	08719632523741	Zinc-Magnesium	10	100	2000	0,6	0.90	10
760301502000	08719632523769	Zinc-Magnesium	10	150	2000	0,6	1.28	20
760302002000	08719632523802	Zinc-Magnesium	10	200	2000	0,6	1.56	20
760302502000	08719632529149	Zinc-Magnesium	10	250	2000	0,6	1.58	20
760303002000	08719632523819	Zinc-Magnesium	10	300	2000	0,8	2.31	20
760304002000	08719632527848	Zinc-Magnesium	10	400	2000	1,0	2.95	20
760305002000	08719632529101	Zinc-Magnesium	10	500	2000	1,0	3.65	2



Cover clamps

- Secure, tool-free fastening using clamps.
- Clever design for fastening and (temporarily) undoing covers.
- One cover clamp per running metre per side for optimal clamping force.

Art. number	(GTIN)	Material	Description	↑ mm	↔ mm	↔ mm	Kg/pc	Box
760401	08719632523789	Stainless steel	Cover clamp H=60	20	10	8	0.005	100
760402	08719632523918	Stainless steel	Cover clamp H=35	16	10	10	0.005	100



Available wind tables for extreme weather conditions, contact Van der Valk Solar Systems for advice.



Assortment



Cable basket accessories

Mounting material

Products for a stable and safe installation of cable baskets on flat and pitched roofs.

Support block for cable baskets

- Three mounting slots, large surface area for high stability and water drainage.
- Supplied with 2 mounting clips
- Applicable on all roof types.
- One support block every 1.5m.
- Ability to mount multiple cable baskets per block.

Art. number	(GTIN)	Material	Description	mm	mm	mm	Kg/pc	Box
760215	08719632528500	Polypropene	ValkCableCare - Support block	74	110	278	1.135	10



Mounting clip for cable baskets

- Securely fasten cable baskets on Van der Valk Solar Systems' support blocks.

Art. number	(GTIN)	Material	Description	mm	mm	mm	Kg/pc	Box
760209	08719632526216	Stainless steel	SS. mounting clips	30	6.5	16	0.002	100



Mounting clip for PVC tubes

- Securely fasten PVC tubes on Van der Valk Solar Systems support blocks.
- Compatible with min. Ø16 mm and max. Ø19 mm PVC tubes.

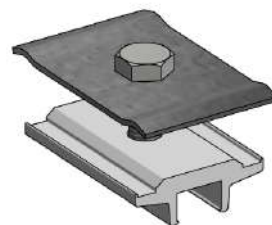
Art. number	(GTIN)	Material	Description	mm	mm	mm	Kg/pc	Box
760211	08719632528753	Stainless steel	Ss. Mounting clip for PVC tubes	40	6.5	29	0.002	100



Mounting clamp for side++ & trapezoidal profile + clamping plate

- Mount cable baskets on Side++ and trapezoidal profiles.
- 1 mounting clamp every 1,5m.
- M8 bolt and nut connection.


Art. number	(GTIN)	Material	Description	mm	mm	mm	Kg/pc	Box
760207	08719632525844	Aluminium	Mounting clamp (side++ & trapezoidal)	20	40	60	0.084	200



More mounting material accessories on the next page.



Assortment

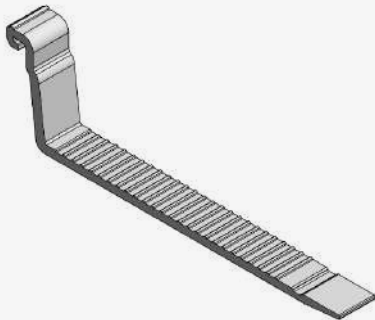


Cable basket accessories

Cable basket bracket

- Added support for W=100mm & W=150mm cable baskets in rubber tile carriers.
- Flexible mounting on both sides of roof carriers.
- Place one mounting bracket between rubber tile carriers.

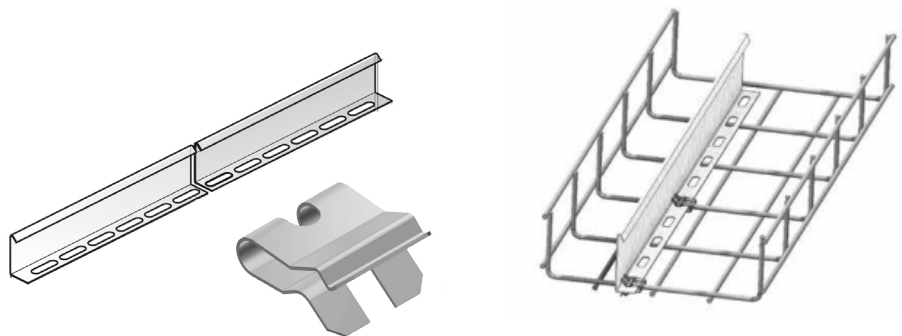
Art. number	(GTIN)	Material	Description	mm	mm	mm	Kg/pc	Box
763150	08719632527824	Aluminium	Alu support bracket for cable baskets ValkPro+	53	20	188.1	0.052	100



Divider profile + clamping spring

- Safely separate cables in one basket and prevent flash arcs.
- Quick to combine with covers.
- Apply one clamping springs per running meter.


Art. number	(GTIN)	Material	Description	mm	mm	mm	Kg/pc	Box
760100603000	08719632525844	Zinc-magnesium	Divider profile	60		3000	1.593	120
760204	08719632525523	Stainless steel	Clamping spring for divider	5	20	20	0.003	100



Mounting bracket

- Mount cable baskets on trapezoidal roofs and vertical surfaces.
- Use M6x25mm self-tapping screw and rubber plate for watertight installation.
- One mounting bracket every 1,5m

Art. number	(GTIN)	Material	Description	mm	mm	mm	Kg/pc	Box
760206	08719632525653	Galvanized	Mounting bracket	15	75	75	0.099	10
779220	08719632521204	Rubber	Rubber plate 40x40x-1mm	1	40	40	0.0024	3000
773225	08719632521044	Stainless steel	Ss thin sheet screw M6x25mm	32	14	14	0.007	100



PV Inverter Shelter

Installing inverters inside buildings can be challenging due to heat, unwanted current, noise, and extra labor. PV Inverter Shelters enable placing inverters closer to the system, mitigating these issues.

Our PV Inverter Shelters optimize installation time, heat dissipation, inspection capabilities and protection for all commercial inverters.

With only a few components, they can be installed in under 7 minutes using one tool, and up to 4 shelters can be packed per pallet. The modular design allows for expansion to suit any project.

PV Inverter Shelter variants:



Single



Double






Wall



Mini



Slim

Variant	 mm	 mm	 mm	Kg/pc	Max. support Wt.kg
PV shelter Single	1500	1500	750	36	400
PV shelter Double	1500	1500	1500	62	480
PV shelter Wall	1500	1500	490	33	400
PV shelter Mini	1200	800	1200	32	400
PV shelter Slim	1583	1550	973	12,5	150

PV Inverter Shelter service products

The standard PV Inverter Shelter can be expanded with service products as required by the user/customer in order to arrange the shelter as required. Browse through our service products to complete your very own PV Inverter Shelter.



PV Inverter Shelter Single

- Single-sided, wall mounted inverter shelter.
- Optimal solution for weaker walls due to additional support feet.

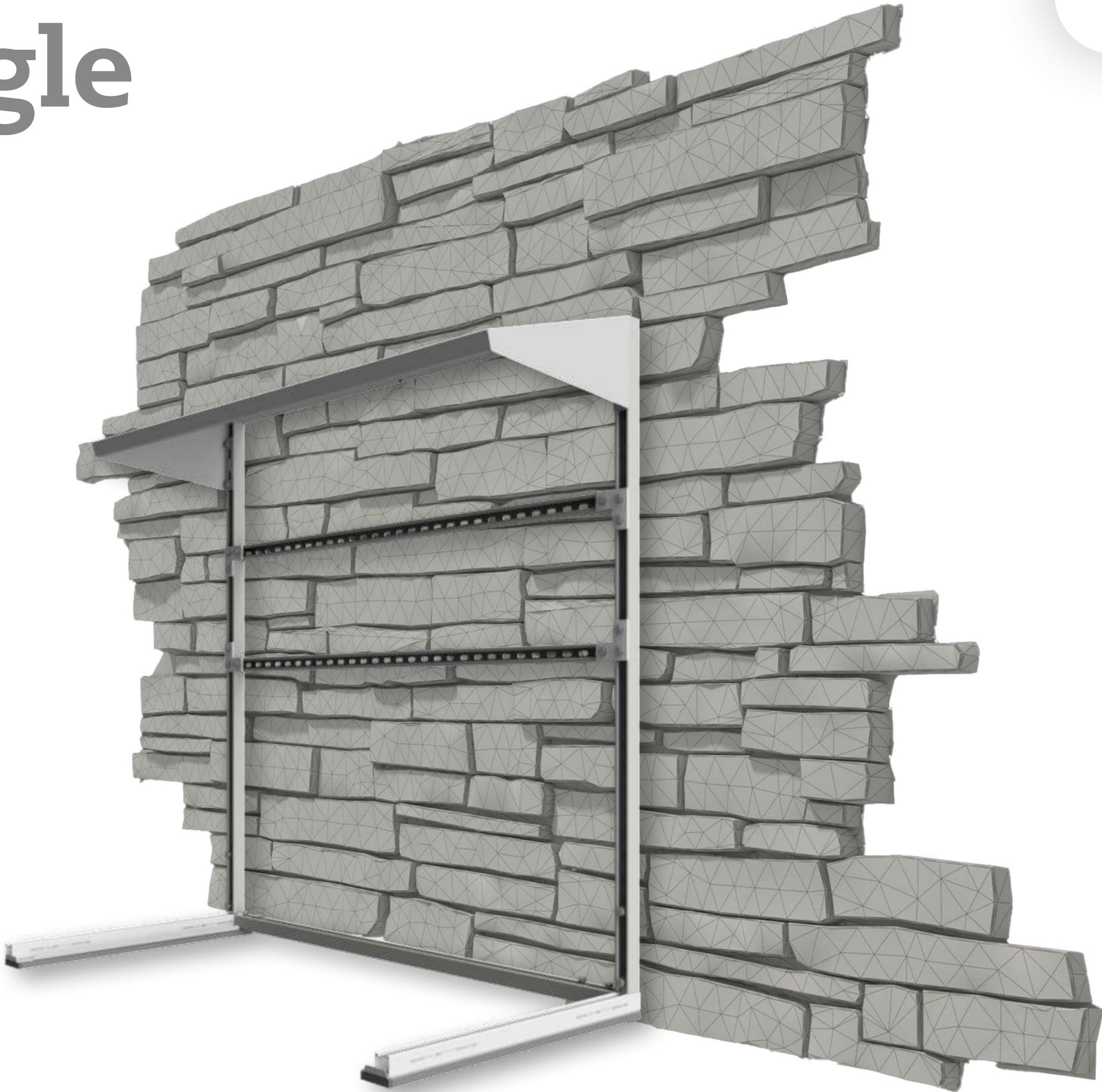
Qty.	Art. number	(GTIN)	Material	Description
1	760619	08719632528081	Zinc-magnesium	Base PV Inverter Shelter Single
1	760623	08719632528128	Zinc-magnesium	H-Frame PV Inverter Shelter Single
1	760626	08719632528159	Zinc-magnesium	Roof PV Inverter Shelter
1	760627	08719632528166	Various	Mounting material PV Inverter Shelter Single inc. feet


Parts



* Attention: Wall anchors are not included. Consult buildings structural engineer for appropriate wall anchors.

* For safe and correct inverter installation and heat dissipation, consult the supplier's technical documentation.



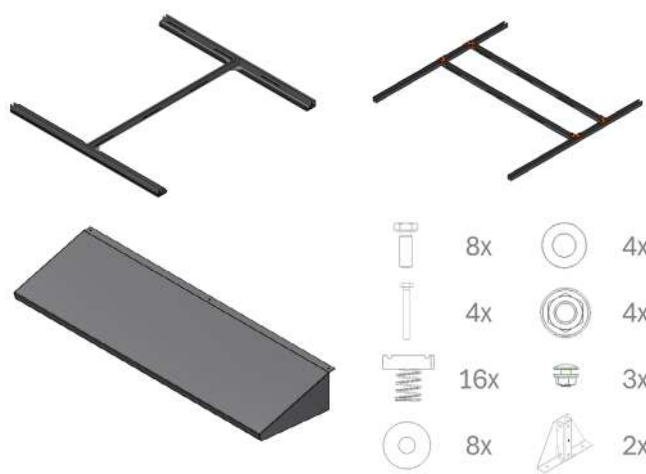


PV Inverter Shelter Double

- A stand-alone, double-sided inverter shelter.
- Ballasted or mechanically fixated onto roof surface.
- Safe ballast calculations for each project.

Qty.	Art. number	(GTIN)	Material	Description
1	760620	08719632528098	Zinc-magnesium	Base PV Inverter Shelter Double
1	760624	08719632528135	Zinc-magnesium	H-Frame PV Inverter Shelter Double
2	760626	08719632528159	Zinc-magnesium	Roof PV Inverter Shelter
1	760628	08719632528173	Various	Mounting material PV Inverter Shelter Double inc. feet

Parts



** For safe and correct inverter installation and heat dissipation, consult the supplier's technical documentation.*



Prescription of placement



Assortment

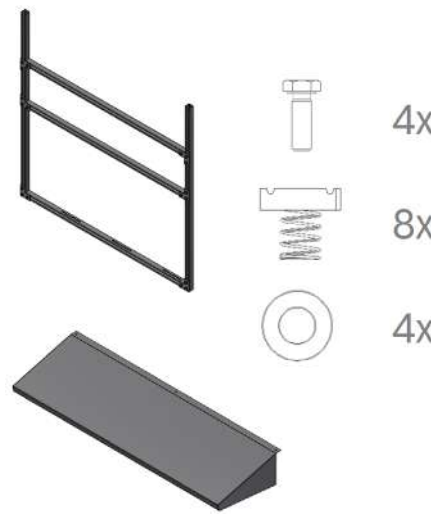


PV Inverter Shelter Wall

- Single-sided, wall mounted inverter shelter.
- Only 2 components with mounting material.

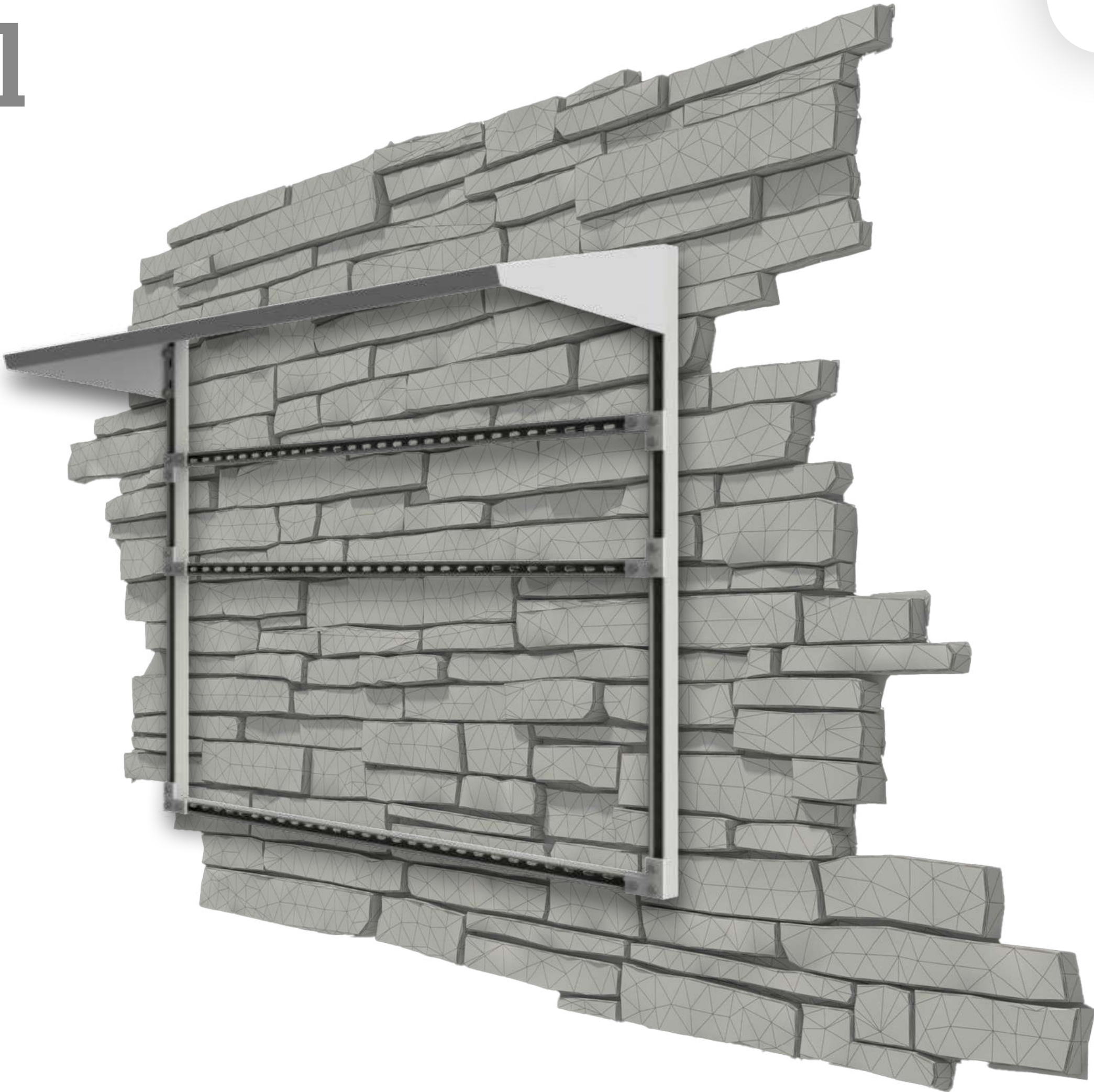
Qty.	Art. number	(GTIN)	Material	Description
1	760625	08719632528142	Zinc-magnesium	H-Frame PV Inverter Shelter Wall
1	760626	08719632528159	Zinc-magnesium	Roof PV Inverter Shelter
1	760629	08719632528180	Various	Mounting material PV Inverter Shelter Wall inc. feet


Parts



* Attention: Wall anchors are not included. Consult buildings structural engineer for appropriate wall anchors.

* For safe and correct inverter installation and heat dissipation, consult the supplier's technical documentation.



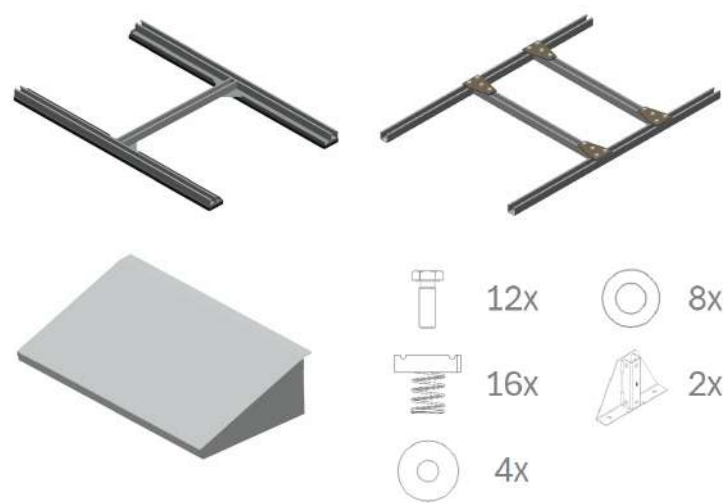


PV Inverter Shelter Mini

- A stand-alone, single-sided inverter shelter.
- Low wind loadings and fast installation.
- Ballasted or mechanically fixated onto roof surface.
- Safe ballast calculations for each project.

Qty.	Art. number	(GTIN)	Material	Description
1	760621	08719632529200	Zinc-magnesium	Base PV Inverter Shelter Mini
1	760622	08719632529194	Zinc-magnesium	H-Frame PV Inverter Shelter Mini
2	760634	08719632529187	Zinc-magnesium	Roof PV Inverter Shelter Mini
1	760635	08719632529170	Various	Mounting material PV Inverter Shelter Mini inc. feet

Parts




* For safe and correct inverter installation and heat dissipation, consult the supplier's technical documentation.



Prescription of placement



Assortment

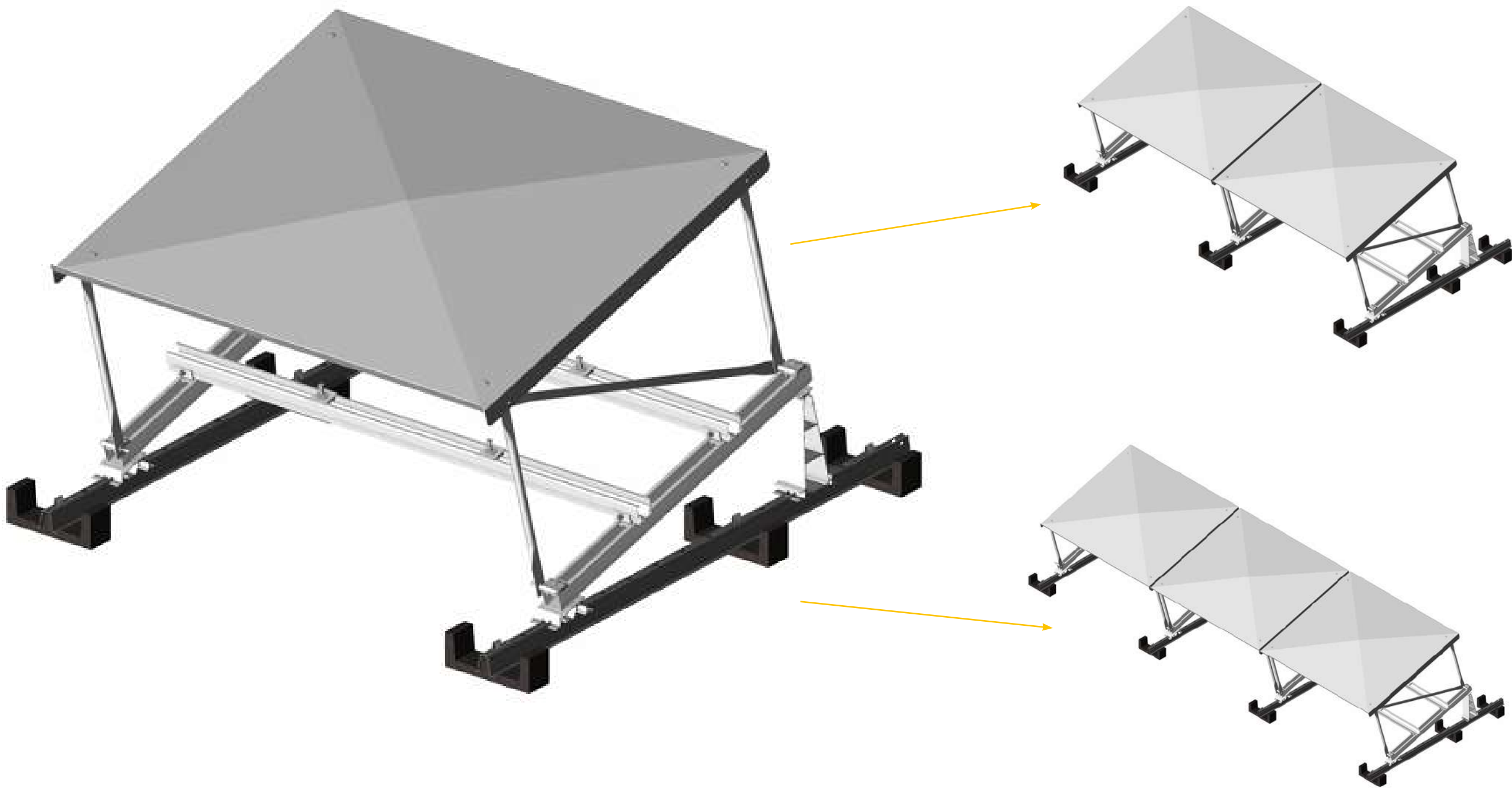


PV Inverter Shelter Slim

- Modular design, easily expandable and optimizable.
- Increased inverter safety and inspection ability.
- Flexible placement and low wind loadings.
- Safe ballast calculations for each project.

Image	Qty.	Art. number	(GTIN)	Material	Description
	2	741801500	08719632521556	Steel	Galv roof carrier L=1500mm
	6	729622	08719632523581	Rubber	Rubber tile carrier - click - 250x75x90mm ValkPro+
	2	7270979	08719632529088	Aluminium	PV Inverter Shelter Slim – Trapezoidal profile L=979mm
	2	701701400	08719632529095	Aluminium	Alu. Side++ profile L=1400 mm
	1	760701	08719632529040	Aluminium	PV Inverter Shelter Slim – Support set
	1	760702	08719632529057	Aluminium	PV Inverter Shelter Slim – Roof
	1	760703	08719632529064	Various	PV Inverter Shelter Slim – Mounting material

* For safe and correct inverter installation and heat dissipation, consult the supplier's technical documentation.



Assortment




PV Inverter Shelter service products

Customize your standard PV Inverter Shelter with our service products to meet your needs.
Browse our selection to complete your shelter.

Roof protection for PV Inverter Shelter Single and Double

- Prevent the risk of removal of plasticizers from PVC roof covering.
- Apply two mats per shelter.

Art. number	(GTIN)	Material	Description	mm	mm	mm	Kg/pc	Box
760609	08719632527886	Polypropene	Roof protection Inverter Shelter Single	10	200	750	0.07	2
760610	08719632527893	Polypropene	Roof protection Inverter Shelter Double	10	200	1500	0.15	2



Counterweight support PV shelter

- For the placement of ballast on a PV Inverter Shelter Double.
- Max load of 100kg (Standard) and 130kg (Mini) per pair of counterweight supports.
- Sold separately.

Art. number	(GTIN)	Material	Description	mm	mm	mm	Kg/pc	Box
760611	08719632527909	Zinc-magnesium	Counterweight support Inverter Shelter	40	50	1500	2.45	2
760616	08719632529217	Zinc-magnesium	Counterweight support Inverter Shelter Mini	50	50	790	1.13	2



Pitched roof adjustment piece PV shelter

- For placement of the PV Inverter Shelters Double on inclined roofs (max 5°).
- Two adjustable feet per shelter.

Art. number	(GTIN)	Material	Description	mm	mm	mm	Kg/pc	Box
760612	08719632527916	Galvanized	Pitched roof adjustment piece Invert Shelter	300	300	10	3.27	2



Mounting set for cable baskets PV shelter

- For easy mounting of cable baskets on PV shelters.
- Included mounting clamps for quick installation.

Art. number	(GTIN)	Material	Description	mm	mm	mm	Kg/pc	Box
760613	08719632527923	Zinc-magnesium	Mounting set for cable baskets Inverter Shelter	50	50	200	1.65	2



More PV Inverter Shelter service products on the next page.



Assortment




PV Inverter Shelter service products

Customize your standard PV Inverter Shelter with our service products to meet your needs.
Browse our selection to complete your shelter.

Connecting plates PV shelter

- Connecting multiple shelters side-by-side.
- Two connecting plates per connection point.

Art. number	(GTIN)	Material	Description	<div>↑ mm ↓</div>	<div>↔ mm</div>	<div>↔ mm</div>	Kg/pc	Box
760614	08719632527930	Zinc-magnesium	Connecting plates Inverter Shelter	100	5	100	1.65	2



Additional profile PV shelter

- For mounting multiple (smaller) inverters on different elevations.
- Two connecting plates (760614) required for installation, sold separately.

Art. number	(GTIN)	Material	Description	<div>↑ mm ↓</div>	<div>↔ mm</div>	<div>↔ mm</div>	Kg/pc	Box
760631	08719632528470	Zinc-magnesium	Intermediate profile Inverter Shelter Single / Wall	1500	41	41	2.65	1
760632	08719632528487	Zinc-magnesium	Intermediate profile Inverter Shelter Double	1500	41	41	3.00	1



Max. carrying weight [Kg]	
Single/Wall	200 Kg
Double	240 Kg


Earthing rail

- Central potential equalization rail for shelters and systems.
- Eight equalization points per rail.
- Supplied and installed with two M6 bolts and channel nuts.

Art. number	(GTIN)	Material	Description	<div>↑ mm ↓</div>	<div>↔ mm</div>	<div>↔ mm</div>	Kg/pc	Box
760615	08719632528265	Various	Earthing rail for PV Inverter Shelter	47	35	246	0.550	1




Assortment



Cable and connector clamps

Our smart cable and connector clamps integrate seamlessly into flat and pitched roof systems, securely holding cables and connectors to prevent damage from sharp edges.



Cable and connector clamps for
flat roof PV-systems



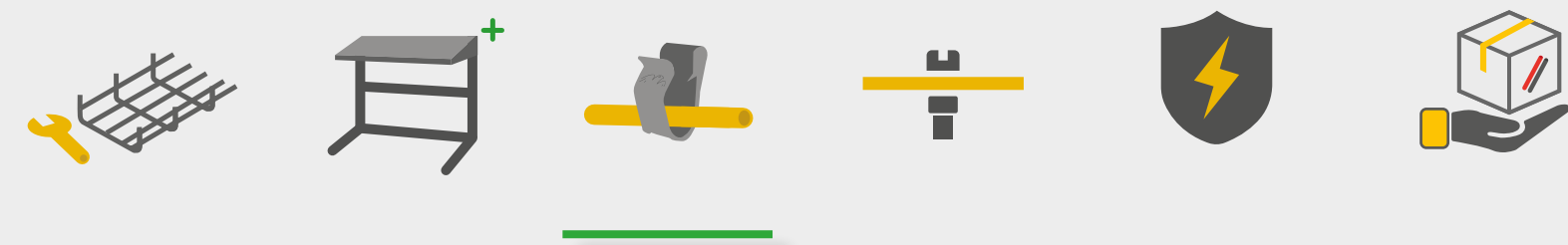
Cable and connector clamps for
pitched roof PV-systems



Cable and connector clamps for
solar panels



Assortment



Cable and connector clamps

Cable and connector clamps for flat roof systems

We offer a range of cable and connector clamps that can be perfectly integrated with our ValkPro+ and ValkPro+ Max (Landscape) systems.

Cable clamp for back feet ValkPro+



- Clicked on back feet of our ValkPro+ system.
- Holds six Ø6mm solar cables per clamp.
- Separating plus and minus cables for a safe cable routing.

Art. number	(GTIN)	Material	Description	 mm	 mm	 mm	Kg/pc	Box
732011	08719632523659	Polypropene	Plastic cable clamp ValkPro+	40	90	53	0.01	125



Cable and connector clamp for back base ValkPro+ Max Landscape




- Cable clamp for back base of our ValkPro+ Max L system.
- Holds five Ø6mm solar cables and one MC4 connector per clip
- Quick click-on installation.

Art. number	(GTIN)	Material	Description	 mm	 mm	 mm	Kg/pc	Box
732025	08719632528401	Polypropene	ValkPro+ Max L – Cable clamp	77.9	26.7	63	0.0160	150



Multi-cable and connector clip




- Ideal solution for compact cable management.
- Pressed directly onto roof carriers.
- Holds twelve Ø6mm solar cables, one Ø12mm cable and two MC4 connectors.

Art. number	(GTIN)	Material	Description	 mm	 mm	 mm	Kg/pc	Box
732012	08719632526247	Polypropene	Plastic multi-cable clip for roof carrier ValkPro+	79	64.5	20	0.0224	125



Multi-cable and connector clip for ValkPro+ Max

- Ideal solution for cable management with bigger panels, optimized for our ValkPro+ Max portrait system.
- Easy and flexible mounting on our roof carriers.
- Holds eight Ø6mm solar cables, six 9mm cables and two MC4 connectors.

Art. number	(GTIN)	Material	Description	 mm	 mm	 mm	Kg/pc	Box
732013	08719632527459	Polypropene	Plastic multi-cable clip for roof carrier ValkPro+ Max	168	46	25	0.059	75



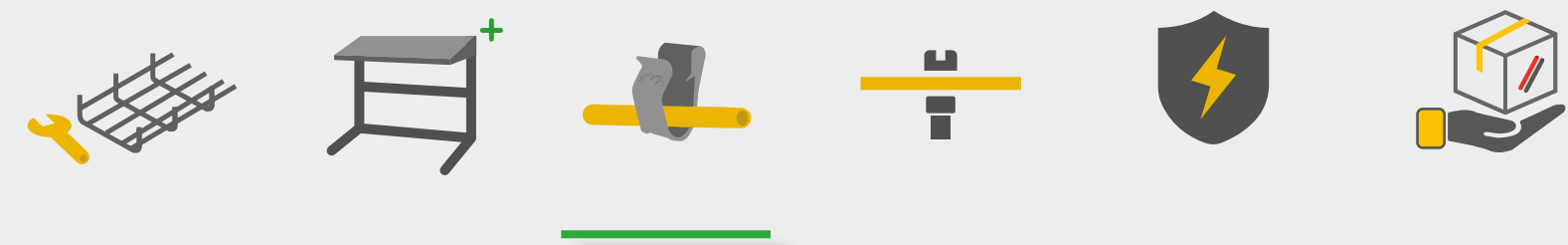
Cable protector on side plate for ValkPro+ Max

- Protect cable from sharp edges of side plate inlets.
- Quick installation and decrease the risk of cable damage.

Art. number	(GTIN)	Material	Description	 mm	 mm	 mm	Kg/pc	Box
732014	08719632527534	Polypropene	Plastic cable protector side plate ValkPro+ Max	30	50	7	0.007	200



Assortment





Cable and connector clamps

Cable and connector clamps for pitched roof systems

We offer a range of cable and connector clamps that can be perfectly integrated with our ValkPitched systems

Cable protector for tiled roof entry




- Protect cables during passage under roof tiles.
- Avoid risks of damaged cables along sharp roof tiles.
- Space for two Ø6mm or Ø4mm cables and one Ø4mm cable.


Art. number	(GTIN)	Material	Description	 mm	 mm	 mm	Kg/pc	Box
739063	08719632527947	Polypropene	Cable protector for tiled roof entry	100	25	25	0.05	100



Cable and connector clip for ValkAce

- Complete solution for our ValkAce system.
- Space for six Ø6mm solar cables, two MC4 connectors, two Ø10mm and two Ø12mm cables.

Art. number	(GTIN)	Material	Description	 mm	 mm	 mm	Kg/pc	Box
739061	08719632527107	Polypropene	ValkAce – Cable and connector clip	30	50	7	0.007	100



End cap for ValkPitched Trapezoidal




- Holds cables in horizontal and vertical directions.
- Space for nine Ø6mm solar cables and two MC4 connectors.
- Aesthetic finishing of trapezoidal profiles.

Art. number	(GTIN)	Material	Description	 mm	 mm	 mm	Kg/pc	Box
739059	08719632527985	Polypropene	Plastic end cap ValkPitched - black	49	79.5	37	0.012	100



Large cable clamp for Side++ profiles




- Keeps cables safe from sharp edges or roof surfaces.
- Neatly route cables underneath the Side++ profiles.
- Holds four Ø6mm solar cables.

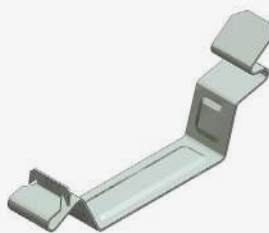
Art. number	(GTIN)	Material	Description	 mm	 mm	 mm	Kg/pc	Box
732005	08719632520368	Stainless steel	Ss.cable clamp large for Side++ profile	32	9	57	0.004	150

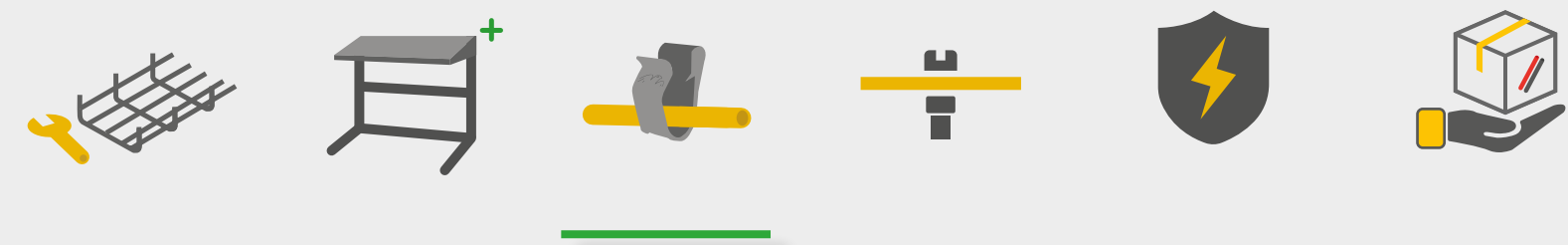


Large cable clamp for Insert profiles

- Keeps cables safe from sharp edges or roof surfaces.
- Neatly route cables underneath our insert profiles.
- Holds three Ø6mm solar cables.

Art. number	(GTIN)	Material	Description	 mm	 mm	 mm	Kg/pc	Box
732003	08719632520351	Stainless steel	Ss. Cable clamp large for Insert profile	20	9	57	0.004	250





Cable and connector clamps






Cable clamps for panels

We offer convenient cable and connector clamps for fixing cables alongside panel frames. These clamps can be attached on the underside of the panel frame on every position for a flexible and easy routing of cables and connectors.

Small cable clamp




- Easily slides on panel frames for a neat cable routing.
- Can also be mounted on the side of our Side++ profile.
- Holds one Ø6mm solar cable.

Art. number	(GTIN)	Material	Description	 mm	 mm	 mm	Kg/pc	Box
732001	08719632520344	Stainless steel	Ss. Cable clamp small	11	9	19	0.002	500



Small connector clamp

- Easily slides on panel frames.
- Installs in both horizontal and vertical directions.
- Holds one MC4 connector per clamp.


Art. number	(GTIN)	Material	Description	 mm	 mm	 mm	Kg/pc	Box
738201	08719632526162	Stainless steel	Ss. Connector clamp	22	24	26.5	0.006	100





Micro-inverter and power optimizer clamps

Van der Valk Solar Systems has a variety of mounting clamps for many standard micro inverters and power optimizers and systems.



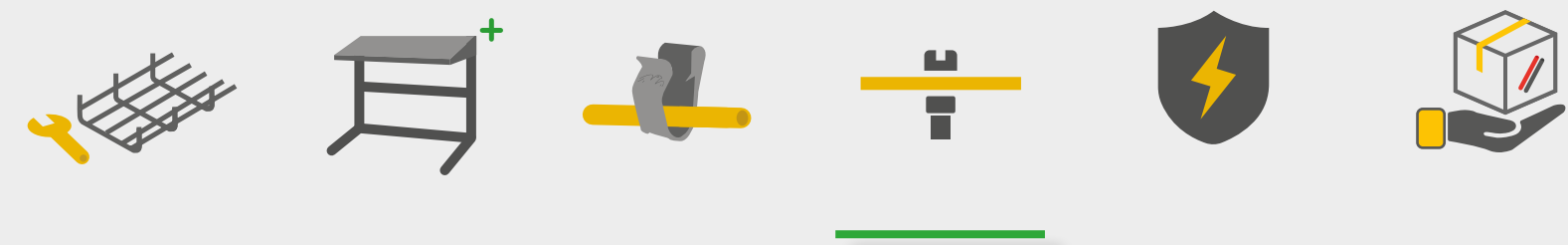
Micro-inverter clamps for
flat roofs



Micro-inverter clamps for
pitched roofs






Assortment

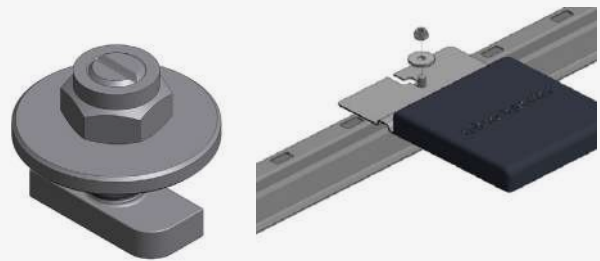


Micro-inverter and power optimizer clamps

Hammerhead bolt set




- Mount micro inverters / power optimizers straight to roof carriers.
- Strong M8 bolt for secure and flexible mounting solution.

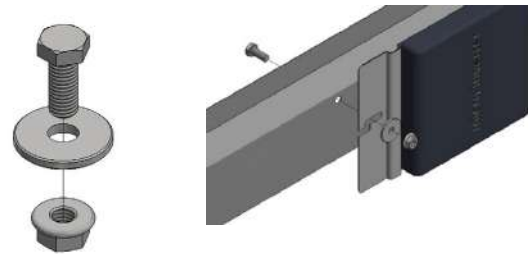
Art. number	(GTIN)	Material	Description	 mm	 mm	 mm	Kg/pc	Box
774221	08719632521143	Stainless steel	Ss. Hammerhead bolt M8x20mm + lock nut	25	28	28	0.026	100



Bolt set for backplates




- Mount micro inverters / power optimizers on back plates.
- Fixed with M8 bolt connection.

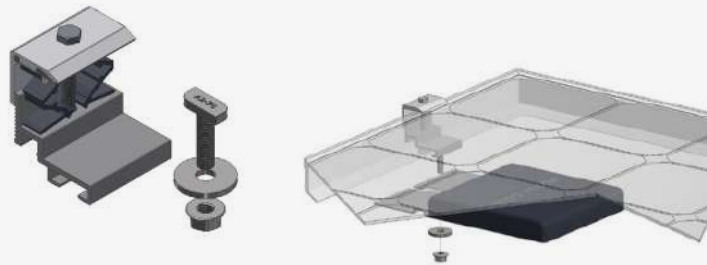
Art. number	(GTIN)	Material	Description	 mm	 mm	 mm	Kg/pc	Box
774222	08719632523567	Stainless steel	Ss. Clamp optimizer/mi-cro ValkPro+ backplate	20	28	28	0.113	50



Clamp for micro-inverters & power optimizers to panel




- Mount micro inverters / power optimizers on panel frame.
- Ideal for panels at higher elevations.
- M8 hammerhead bolt included.

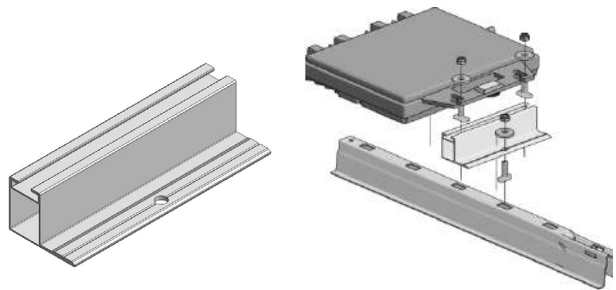
Art. number	(GTIN)	Material	Description	 mm	 mm	 mm	Kg/pc	Box
721581	08719632520054	Aluminium	Alu. Clamp optimizer/mi-cro clamp to panel	88	50	58	0.111	75




Profile for heavy duty micro-inverters

- Mount bigger micro inverters on roof carriers.
- Tolerable loadings: 20KG in line with profile. 3KG perpendicular to profile.
- M8 hammerhead (774221) bolt sets sold separately.

Art. number	(GTIN)	Material	Description	 mm	 mm	 mm	Kg/pc	Box
774228	08719632527800	Aluminium	Alu. Profile for micro inverter Heavy Duty	40	57	170	0.112	60



Assortment



Micro-inverter and power optimizer clamps

Micro-inverter clip for ValkAce

- Click-on clamp for micro inverters / power optimizers on ValkAce profile.
- For a toolless installation of all standard micro inverters / power optimizers.

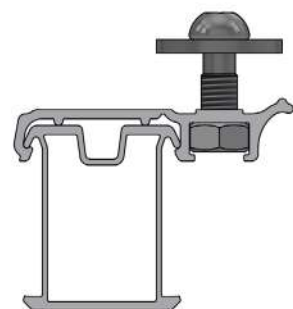
Art. number	(GTIN)	Material	Description	mm	mm	mm	Kg/pc	Box
739062	08719632527282	Stainless steel	ValkAce – Micro inverter clip	88	50	58	0.111	200



Micro-inverter clamp for ValkAce profiles – Heavy duty

- Mounting clamp for Heavy duty micro inverters / power optimizers on ValkAce profile.
- Easy clip-on with strong screwed connection.
- Compatible with 10,1 mm thick mounting brackets.

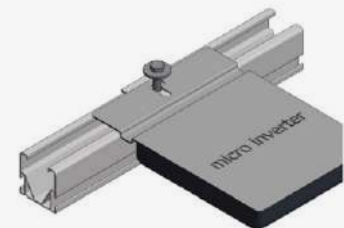
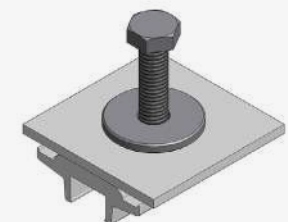
Art. number	(GTIN)	Material	Description	mm	mm	mm	Kg/pc	Box
721440	08719632528869	Aluminium	ValkAce – Micro/Optimizer clamp Heavy	33	63	50	0.060	100



Clamp for micro-inverters and power optimizers

- Mount micro inverters / power optimizers on Side++ and Trapezoidal profiles.
- Tolerable loading: 15KG in line and perpendicular to profile.
- Fixed with M8 bolt connection.


Art. number	(GTIN)	Material	Description	mm	mm	mm	Kg/pc	Box
774223	08719632521150	Aluminium	Alu. Clamp optimizer/micro – Side++ & trap	50	50	50	0.0816	150



Clamp for micro-inverters and power optimizers for Insert profiles

- Mount micro inverters / power optimizers on the underside of our insert profiles.
- Fixed with M8 bolt connection.

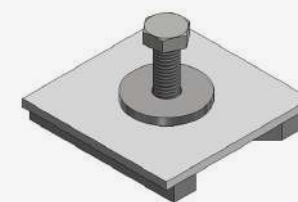
Art. number	(GTIN)	Material	Description	mm	mm	mm	Kg/pc	Box
774224	08719632521167	Aluminium	Alu. Clamp optimizer/micro – insert profile	47	50	98	0.110	75



Clamp for micro-inverters and power optimizers for C+ profiles

- Mount micro inverters / power optimizers on C+ profiles.
- Fixed with M8 bolt connection.

Art. number	(GTIN)	Material	Description	mm	mm	mm	Kg/pc	Box
774227	08719632527954	Aluminium	Alu. Clamp optimizer/micro – C+ 60x60 mm	40	60	60	0.104	150



Equipotential bonding and Lightning Protection System (LPS)

NEN1010 requires all conductive parts in a PV mounting system to be interconnected, preventing potential differences and ensuring safety on roofs. Potential equalization also allows early detection of current leakage, minimizing yield loss.


Van der Valk Solar Systems' metal parts and strong connections create automatic conductive connections. Our panel clamps' equalizing plates connect solar panel frames to the PV system upon tightening.

We offer additional products for safe equalization, such as dilatated PV systems, cable baskets, and PV shelters.

[Check our products out on the next page](#)






Assortment



Equipotential bonding and LPS

Equipotential bonding clamp for cable baskets




- For equalisation of cable baskets with the system, compliant with EN 62561-1.
- Suitable for 3-5mm wire diameters.
- Fixed with M8 bolt connection.


Art. number	(GTIN)	Material	Description	 mm	 mm	 mm	Kg/pc	Box
762803	08719632527114	Stainless steel	Ss. Equipotential bonding clamp	31	32	39	0.05	50



Earthing clamp with M8/M10 hammerhead bolt




- For integration of lightning protection system (LPS) to flat roof systems, compliant with IEC/EN 62305-3.
- Available as M8 and M10 clamp.


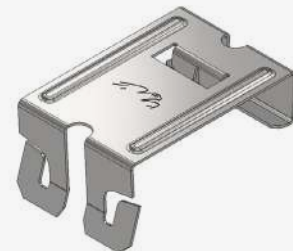
Art. number	(GTIN)	Material	Description	 mm	 mm	 mm	Kg/pc	Box
762805	08719632527169	Stainless steel	Ss. Earthing clamp M10	35	37	32	0.062	50
762806	8719632527176	Stainless steel	Ss. Earthing clamp M8	35	37	32	0.06	50




Earthing clamp for ValkAce

- Click-on clamp for toolless equalisation of ValkAce profiles.
- Applicable with both Ø6mm and Ø4mm earthing cable.

Art. number	(GTIN)	Material	Description	 mm	 mm	 mm	Kg/pc	Box
739064	08719632528463	Stainless steel	ValkAce – Earthing clamp	18	20	37.55	0.006	400





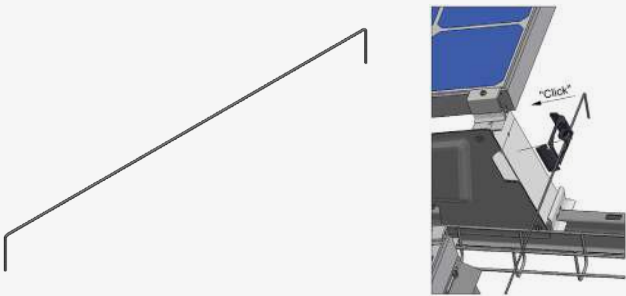
ValkCableCare service products

We offer a range of service products that stimulate the cable management of our mounting systems for a variety of situations.

Dilatation wire ValkPro+

- Keep cables from roof surfaces when working with dilated sections.
- Measuring tool for required dilatation distance.

Art. number	(GTIN)	Material	Description	↕ mm	↔ mm	↔ mm	Kg/pc	Box
732020	08719632523666	Galvanized	Galv. Dilatation wire ValkPro+	50	3	600	0.04	50



Cable retainer ValkPro+

- Ideal solution for running cables along system and prevent damage along sharp edges.
- Easily twists into roof carriers.

Art. number	(GTIN)	Material	Description	↕ mm	↔ mm	↔ mm	Kg/pc	Box
732022	08719632525820	Stainless steel	Cable retainer ValkPro+	40	82	127	0.044	25



Appendix

Appendix



Contents

Cable filling rate of cable baskets

Cutting diagram of cable baskets

Prescription of placement



Cable filling rate of cable baskets

Per EN50618 Table 3, a 6mm² solar cable in open air can carry a maximum current of 70A. The temperature rises with the increase in the number of bundled cables. Table 52.B.17 states that the maximum number of cables in a single bundle is 20 circuits; exceeding this number is not recommended as it falls outside the NEN1010 guidelines.

Experience indicates that cable management is frequently overlooked during planning. Mistakes in cable management can reduce the lifespan of a PV system, create hazardous conditions, and result in increased maintenance expenses.

To safely install cabling it is important to bundle the cables. One should take into account the maximum current each cable can handle in relation to the surrounding temperature.

Filling the cable tray to a maximum of 70% is required to enable the dissipation of heat generated by the bundled cables. The Dutch implementation of the HD-IEC 606364 advises that the PLUS and MIN cables are kept in close proximity to each other to prevent induction loops, while ensuring there is still space between them to avoid flash arcs.

By following the visualized scheme, planning of cable management can become more concrete and done following guidelines for a safe PV-installation.

Maximum number of 6mm ² cables (H=60 mm)			
Article. No.	Description	Only plus or minus	Plus and minus separated
76010050603000	Zinc- alu cable basket b=50 h=60 L=3000mm	25	5 5
76010100603000	Zinc- alu cable basket b=100 h=60 L=3000mm	50	10 10
76010150603000	Zinc- alu cable basket b=150 h=60 L=3000mm	75	20 20
76010200603000	Zinc- alu cable basket b=200 h=60 L=3000mm	100	35 35
76010300603000	Zinc- alu cable basket b=300 h=60 L=3000mm	150	55 55
76010400603000	Zinc- alu cable basket b=400 h=60 L=3000mm	200	75 75
76010500603000	Zinc- alu cable basket b=500 h=60 L=3000mm	250	95 95
Maximum number of 6mm ² cables (H=35 mm)			
Article. No.	Description	Only plus or minus	Plus and minus separated
76010100353000	Zinc- alu cable basket b=100 h=35 L=3000mm	30	5 5
76010150353000	Zinc- alu cable basket b=150 h=35 L=3000mm	45	10 10
76010200353000	Zinc- alu cable basket b=200 h=35 L=3000mm	60	20 20
76010250353000	Zinc- alu cable basket b=250 h=35 L=3000mm	75	35 35
76010350353000	Zinc- alu cable basket b=350 h=35 L=3000mm	105	55 55





Cutting diagram for cable baskets

How to cut

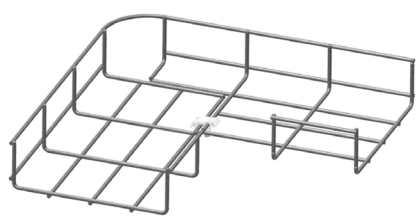
Adapt cable baskets to your needs with simple cutting operations. Use a pincer with an offset cut to minimize cable damage by cutting close to wire crossings. Always wear protective gloves at all times when carrying out installation works.

The zinc-aluminium coating allows cutting without post-treatment, saving labour and time. For more information on cutting schemes, contact Van der Valk Solar Systems.


Short radius corners

To neatly prepare short radius corners, perform standard cutting operations and fasten using our coupling clamps (760201) and coupling plates (760210) as shown below.

Method 1



Method 2



Width	Height	Zones to cut	Required clamps	Required plates
100	35/60		2	1
150	35		2	1
150	60		2	1
200	35		1	-
200	60		1	-
250	35		2	1
300	60		2	-
350	35		2	1
400	60		2	-
500	60		3	-

Cutting large radius corners, T-pieces and cross pieces on the next page.



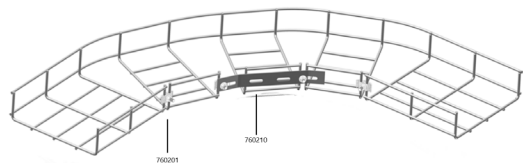
Appendix



Cutting diagram of cable baskets

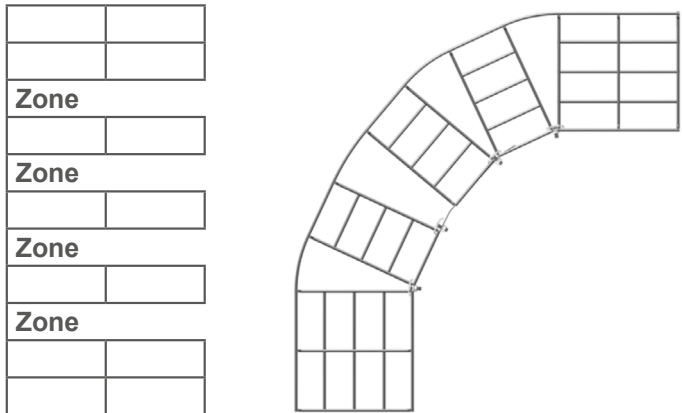
Large radius corners

To neatly prepare large radius corners, perform standard cutting operations and fasten using our coupling clamps (760201) and coupling plates (760210) as shown below.



Width	Height	Zones to cut	Required clamps	Required plates
100	35/60	3	2	1
150	35/60	3	4	1
200	35/60	4	4	1
250	35	5	6	1
300	60	5	5	-
350	35	6	6	-
400	60	7	7	-
500	60	9	9	-

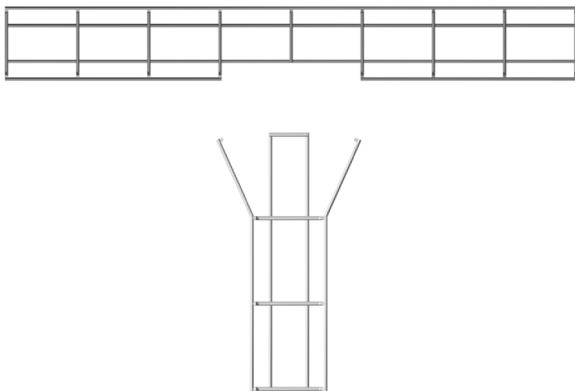
Fold outer threads outwards until you get a right angle.



T-pieces

To neatly prepare T-pieces, perform standard cutting operations and fasten using our coupling clamps (760201) as shown below.

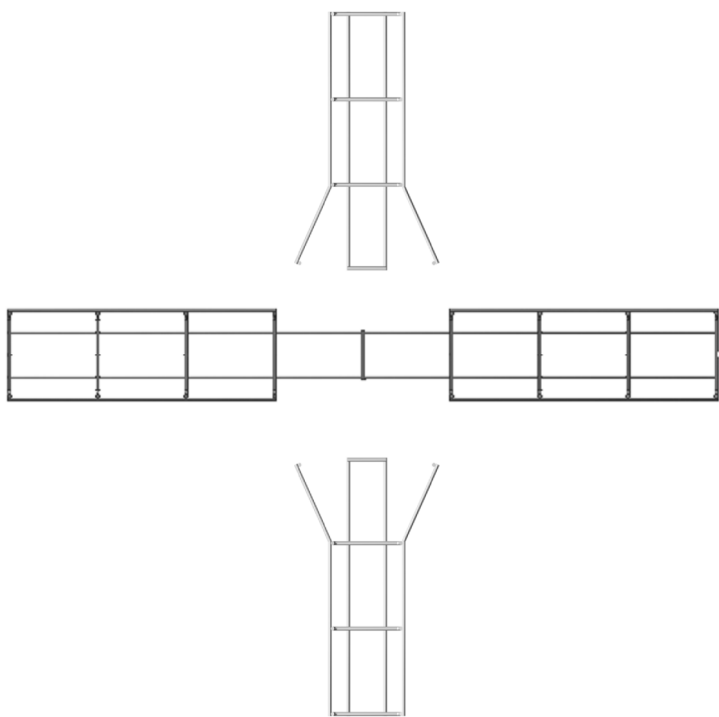
Width	Height	Zones to cut	Required clamps
100	60	2	3
150	60	3	3
200	60	4	3
300	60	5	3
400	60	6	3
500	60	7	3



Cross pieces

To neatly prepare cross pieces, perform standard cutting operations and fasten using our coupling clamps (760201) as shown below.

Width	Height	Zones to cut	Required clamps
100	60	2 x 2	6
150	60	2 x 3	6
200	60	2 x 4	6
300	60	2 x 5	6
400	60	2 x 6	6
500	60	2 x 7	6





Prescription of placement

Prescription of placement

Consult the data provided in the ballast calculations. The data contains the required weight to withstand wind loading for the specified wind zone, basic wind speed and installation height. The results in the calculations are based on a combination of theoretical calculations and practical wind tunnel tests and CFD-analyses to ensure safe installation of our PV Inverter Shelter Double and Mini. Contact Van der Valk Solar Systems for safe ballast calculations.

The combined weight of the PV shelter, inverter, and additional load must be equal to or exceed the data used and specified in the calculation.

Before installing a PV Inverter Shelter Double or Mini on a roof surface, it is necessary to carry out a thorough inspection to verify that the roof structure is capable of supporting the required load.

If the inspection shows that the roof structure or wall cannot support the required load. Contact Van der Valk Solar Systems for an appropriate solution for your project.

Design the roof layout and install the shelter according to the installation instructions.

After installation, regularly inspect and maintain the solar shelter to ensure they remain within safe limits, especially in regions prone to extreme weather conditions.

Maintain records of the wind speed data, exposure category, and calculations used for your specific installation. This documentation can be valuable for compliance purposes and future reference.

By following these steps and consulting the calculation, you can ensure the safe and effective installation of the PV Inverter Shelter Double or Mini in outdoor environments with varying wind conditions. Always prioritize safety and compliance with local regulations when working with our PV shelters in exposed outdoor settings.

Liabilities

This document is provided under the stipulation that the product(s) are utilized as intended and/or in compliance with prevailing installation standards and the

manufacturer's recommendations. Although wind load testing has been performed in accordance with industry standards (NEN EN1991-1-4) and employed best practices such as wind tunnel tests and CFD analyses, there are variables influencing these test outcomes that may be outside our control.

Should any uncertainty arise, kindly reach out to us for guidance.

Warranty

The warranty for the PV Inverter Shelter Double and Mini remains in force only if the product is installed according to the manufacturer's instructions, guidelines and calculations based on the NEN EN 1991 1-4 standard. Any changes or deviations from the recommended installation procedures may invalidate the warranty.

The official warranty periods can be found on the download page on our website.

[See official warranty periods](#)





[Back to menu](#)

VAN DER VALK



SOLAR SYSTEMS

ValkCableCare

Catalogue 2025