



# Datasheet **PV Inverter Shelter Slim**

## The concept

The PV Inverter Shelter Slim allows commercial inverters to be safely installed on flat roofs.



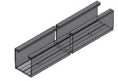
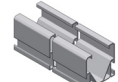
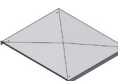


Art. nr.	Description	L [mm]	W [mm]	H [mm]	Weight per shelter [kg]	Max. carry-weight [kg]
760605	PV Inverter Shelter Slim	1583	1550	973	12.5	150

## Technical specifications

- High-quality and corrosion-resistant components.
- Similar installation principle to the ValkPro+ flat roof system.
- Low construction ensures lower wind loads and flexible placement on the roof.
- Easy to integrate with our flat roof systems and cable management articles.
- Ballast calculations for safe ballast values.
- Fixed pitch angle of 15°.

## Article overview

The shelter is constructed from the following components. Refer to the installation manual for correct installation instructions.

Consists of 760605 GTIN: 08719632529866		
Quantity	Description	Image
2	Galv roof carrier L=1500mm	
6	ValkPro+ - Tile carrier	
2	PV Inverter Shelter Slim – Trapezoidal profile L=979 mm	
2	Alu. Side++ profile L=1400 mm	
1	PV Inverter Shelter Slim - Roof	
1	PV Inverter Shelter Slim - Support set	
1	PV Inverter Shelter Slim - Mounting material	



# Datasheet **PV Inverter Shelter Slim**

## Mounting inverters

The mounting profiles of the shelter can be adjusted in height, the mounting bracket of the inverter can be mounted in the desired manner using the mounting clamps. The PV Inverter Shelter Slim provides enough free space for mounting most standard commercial inverters.

	H [mm]	W [mm]	D [mm]
PV Inverter Shelter Slim	907	1228	478

*Always install inverters in accordance with the manufacturer's installation instructions.*

## Placement of ballast

Placing ballast on the system may be necessary to ensure that the installation is protected against different wind loads. Contact Van der Valk Solar Systems to request correct and safe ballast calculations for your project.

Use mass carriers to safely place ballast. Use article 742561 (Galv. ballast carrier ValkPro+ L=1359mm) to place the required ballast.